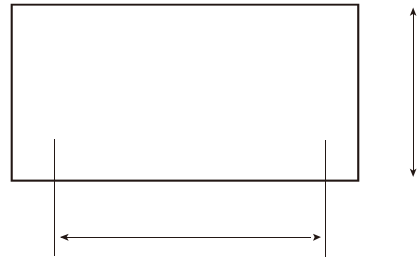
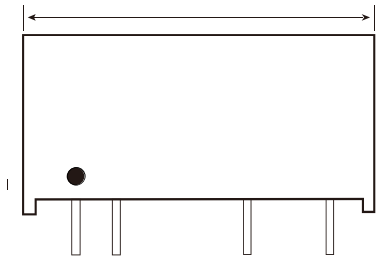


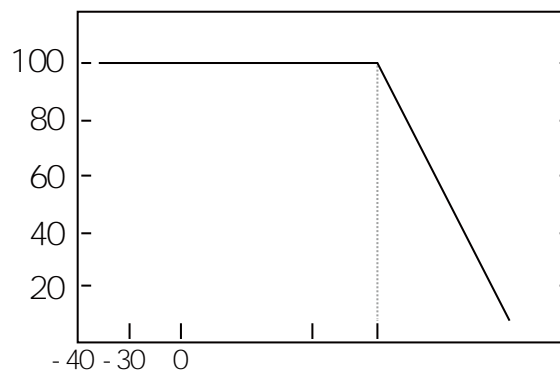
DC-DC  
1W G1-XXDY

DC-DC  
1W G1-XXDY

EMC	EM		CI SPR32/EN55032 CLASS B
			CI SPR32/EN55032 CLASS B
	ENS		IEC/EN61000-4-2 Air ± 15kV Contact ± 8kV perf. Criteria B



mm [inch] ± 0.5mm





1.

10%

10%

2.

\* LC

\* LC

DC/DC